

CEAT

June 09, 2015

National Stock Exchange of India Limited
Exchange Plaza,
Bandra Kurla Complex,
Bandra (East),
Mumbai 400 051

BSE Limited
Phiroze Jeejeebhoy Towers,
Dalal Street,
Mumbai 400 001

Sub: Shareholding Pattern for the quarter ended June 30, 2015.

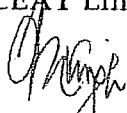
Dear Sir,

Pursuant to the Clause 35 of the Listing Agreement entered into with the Stock Exchanges, please find enclosed herewith the shareholding pattern for the quarter ended June 30, 2015.

Kindly acknowledge receipt.

Thanking you,

Yours faithfully,
For CEAT Limited



H. N. Singh Rajpoot
Company Secretary
Encl: As above

CLAUSE 35 OF EQUITY LISTING AGREEMENT

(I) (a) Statement showing Shareholding Pattern

Name of the Company:		CEAT LIMITED	
Scrip Code, Name of the scrip, class of security:		500878	
As on		30th June, 2015	
Partly paid-up shares:-	No. of partly paid-up shares	As a % of total no. of partly paid-up shares	As a % of total no. of shares of the company
Held by Promoter / Promoters Group			
Held by public			
Total			
Outstanding convertible securities:-	No. of outstanding securities	As a % of total No. of outstanding convertible securities	As a % of total no. of shares of the company, assuming full conversion of the convertible securities
Held by Promoter / Promoters Group			
Held by public			
Total			
Warrants:-	No. of warrants	As a % of total no. of warrants	As a % of total no. of shares of the company, assuming full conversion of warrants
Held by Promoter / Promoters Group			
Held by public			
Total			
Total paid-up capital of the company assuming full conversion of warrants and convertible securities			

Category code	Category of Shareholder	Number of shareholders	Total number of shares	Number of shares held in dematerialised form	Total Shareholding as a percentage of total number of shares		Shares pledged or otherwise encumbered	
					As a percentage of (A+B) (VI)	As a percentage of (A+B+C) (VII)	Number of shares (VIII)	As a percentage (VIII)/(IV)*100
(I)	(II)	(III)	(IV)	(V)	(VI)	(VII)	(VIII)	(IX)
(A)	Shareholding of Promoter and Promoter Group							
(1)	Indian							
(a)	Individuals / Hindu Undivided Family	5	1,48,118	1,48,118	0.37	0.37	0	0.00
(b)	Central Government / State Governments(s)	0	0	0	0.00	0.00		
(c)	Bodies Corporate	8	1,86,03,272	1,86,03,272	45.99	45.99		
(d)	Financial Institutions / Banks	0	0	0	0.00	0.00		
(e)	Any Other	0	0	0	0.00	0.00		
	Sub-Total (A) (1)	13	18751390	18751390	46.36	46.36	0	0.00
(2)	Foreign							
(a)	Individuals (Non-Resident Individuals / Foreign Individuals)	0	0	0	0.00	0.00		
(b)	Bodies Corporate	1	1782348	0	4.41	4.41	0	
(c)	Institutions	0	0	0	0.00	0.00		
(d)	Qualified Foreign Investor	0	0	0	0.00	0.00		
(e)	Any Other (specify)	0	0	0	0.00	0.00		
	Sub-Total (A) (2)	1	1782348	0	4.41	4.41	0	0
	Total Shareholding of Promoter and Promoter Group (A) = (A)(1)+(A)(2)	14	20533738	18751390	50.76	50.76	0	0.00
(B)	Public Shareholding						N.A.	N.A.
(1)	Institutions							
(a)	Mutual Funds / UTI	36	22,54,151	22,41,601	5.57	5.57	-	-
(b)	Financial Institutions / Banks	47	28,312	23,199	0.07	0.07	-	-
(c)	Central Government / State Governments(s)	2	9,700	0	0.02	0.02	-	-
(d)	Venture Capital Funds	0	0	0	0.00	0.00	-	-
(e)	Insurance Companies	4	10,03,200	10,03,125	2.48	2.48	-	-
(f)	Foreign Institutional Investors	73	86,08,909	86,01,299	21.28	21.28	-	-
(g)	Foreign Venture Capital Investors	0	0	0	0.00	0.00	-	-
(h)	Qualified Foreign Investor	0	0	0	0.00	0.00	-	-
(i)	Any Other	0	0	0	0.00	0.00	-	-
	Sub-Total (B) (1)	162	11904272	11869224	29.43	29.43	N.A.	N.A.
(2)	Non-Institutions							
(a)	Bodies Corporate	938	12,11,041	11,89,148	2.99	2.99	-	-
(b)	Individuals -							
i	Individual shareholders holding nominal share capital upto Rs. 1 lakh	59,994	46,78,981	39,92,440	11.57	11.57	-	-
ii	Individual shareholders holding nominal share capital in excess of Rs. 1 lakh	30	10,43,503	10,43,503	2.58	2.58	-	-
(c)	Qualified Foreign Investor	0	0	0	0.00	0.00	-	-
i	Foreign Portfolio Investor (Crop)	12	932667	932667	2.31	2.31	-	-
(d)	Any Other							
i	Trusts	6	3,855	3,855	0.01	0.01	-	-
ii	Unclaimed Securities Suspense Account	2	1,38,998	1,38,917	0.34	0.34	-	-
iii	Directors & Relatives	1	3,000	3,000	0.01	0.01	-	-
iv	Foreign Company	1	37	0	0.00	0.00	-	-
	Sub-total (B) (2)	60,984	80,12,082	73,03,530	19.81	19.81	-	-
	Total Public Shareholding (B) = (B)(1)+(B)(2)	61146	19916354	19172754	49.24	49.24	N.A.	N.A.
	TOTAL (A)+(B)	61160	40450092	37924144	100.00	100.00	N.A.	N.A.
(C)	Shares held by Custodians and against which Depository Receipts have been issued	0	0	0	0.00	0.00		
(1)	Promoter and Promoter Group							
(2)	Public							
	GRAND TOTAL (A)+(B)+(C)	61160	40450092	37924144	100.00	100.00	N.A.	N.A.



[Handwritten Signature]

(I)(b) Statement showing holding of securities (including shares, warrants, convertible securities) of persons belonging to the category "Promoter and Promoter Group"

Name of the Company : CEAT LIMITED
Scrip Code : 500878
As on : 30th June, 2015

Sr. No.	Name of the shareholder	Details of Shares held		Encumbered shares (*)			Details of Shares held		Details of convertible securities		Total shares (including underlying shares assuming full conversion of warrants and convertible securities) as a % of diluted share capital
		Number	As a % of grand total (A)+(B)+(C)	No.	As a percentage	As a % of grand total (A) + (B) + (C) of sub-clause (I)(a)	Number of warrants held	As a % total number of warrants of the same class	Number of convertible securities held	As a % total number of convertible securities of the same class	
(I)	(II)	(III)	(IV)	(V)	(VI) = (V) / (III)* 100	(VII)	(VIII)	(IX)	(X)	(XI)	(XII)
1	ANANT VARDHAN GOENKA	14,185	0.04		NIL		-	-	-	-	0.04
2	Chattarpali Apartments LLP	2,75,876	0.68		NIL		-	-	-	-	0.68
3	HARSH VARDHAN GOENKA	1	0.00		NIL		-	-	-	-	0.00
4	HARSH VARDHAN GOENKA	10,133	0.03		NIL		-	-	-	-	0.03
5	HARSH VARDHAN GOENKA	3,799	0.01		NIL		-	-	-	-	0.01
6	HARSHVARDHAN GOENKA	1,20,000	0.30		NIL		-	-	-	-	0.30
7	INSTANT HOLDINGS LIMITED	48,26,467	11.93		NIL		-	-	-	-	11.93
8	INSTANT HOLDINGS LIMITED	25,28,602	6.25		NIL		-	-	-	-	6.25
9	INSTANT HOLDINGS LIMITED	41,55,743	10.27		NIL		-	-	-	-	10.27
10	SOCIETE CEAT D INVESTISSEMENTEN ASIE S A	17,82,348	4.41		NIL		-	-	-	-	4.41
11	STEL HOLDINGS LIMITED	13,72,835	3.39		NIL		-	-	-	-	3.39
12	SUMMIT SECURITIES LIMITED	9,59,125	2.37		NIL		-	-	-	-	2.37
13	SWALLOW ASSOCIATES LLP	59,524	0.15		NIL		-	-	-	-	0.15
14	SWALLOW ASSOCIATES LLP	4425100	10.94		NIL		-	-	-	-	10.94
	TOTAL	20533738	50.76		NIL		-	-	-	-	50.76

(*) The term "encumbrance" has the same meaning as assigned to it in regulation 28(3) of the SAST Regulations, 2011

(I)(c) Statement showing holding of securities (including shares, warrants, convertible securities) of persons belonging to the category "Public" and holding more than 1% of the total number of shares

Sr. No.	Name of the shareholder	Number of shares held	Shares as a percentage of total number of shares (i.e., Grand Total (A)+(B)+(C) indicated in Statement at para (I)(a) above}	Details of warrants		Details of convertible securities		Total shares (including underlying shares assuming full conversion of warrants and convertible securities) as a % of diluted share capital
				Number of warrants held	As a % total number of warrants of the same class	Number of convertible securities held	% w.r.t total number of convertible securities of the same class	
1	HSBC BANK (MAURITIUS) LIMITED A/C JWALAMUKHI INVESTMENT	4,57,962	1.13	-	-	-	-	1.13
2	KOTAK MAHINDRA (INTERNATIONAL) LIMITED	28,54,272	7.06	-	-	-	-	7.06
3	THE NEW INDIA ASSURANCE COMPANY LIMITED	4,15,873	1.03	-	-	-	-	1.03
4	TIAA-CREF INSTITUTIONAL MUTUAL FUNDS-INTERNATIONAL EQUITY	21,60,298	5.34	-	-	-	-	5.34
5	UTI-MID CAP FUND	8,03,859	1.99	-	-	-	-	1.99
	TOTAL	66,92,264	16.54	-	-	-	-	16.54

(I)(c) Statement showing holding of securities (including shares, warrants, convertible securities) of persons (together with PAC) belonging to the category "Public" and holding more than 5% of the total number of shares of the company

Sr. No.	Name(s) of the shareholder(s) and the Persons Acting in Concert (PAC) with them	Number of shares	Shares as a percentage of total number of shares (i.e., Grand Total (A)+(B)+(C) indicated in Statement at para (I)(a) above}	Details of warrants		Details of convertible securities		Total shares (including underlying shares assuming full conversion of warrants and convertible securities) as a % of diluted share capital
				Number of warrants	As a % total number of warrants of the same class	Number of convertible securities held	% w.r.t total number of convertible securities of the same class	
1	KOTAK MAHINDRA (INTERNATIONAL) LIMITED	28,54,272	7.06	-	-	-	-	7.06
2	TIAA-CREF INSTITUTIONAL MUTUAL FUNDS-INTERNATIONAL EQUITY F	21,60,298	5.34	-	-	-	-	5.34
	TOTAL	50,14,570	12.40	-	-	-	-	12.40

Handwritten signature



(I) (d) Statement showing details of locked-in-shares

Sr. No.	Name of the Shareholder	Number of locked-in shares	Locked-in shares as a (%) percentage of total number of shares (i.e., Grand Total (A)+(B)+(C) indicated in statement at para (I)(a) above)	Promoter / Promoter Group / Public
1	INSTANT HOLDINGS LIMITED	17,12,176	4.23	Promoter
	TOTAL	17,12,176	4.23	

(II) (a) Statement showing details of Depository Receipts (DRs)

Sr. No.	Type of outstanding DR (ADRs, GDRs, SDRs, etc.)	Number of outstanding	Number of	Shares underlying outstanding DRs as a
1	N.A.			
2				
	TOTAL			

(II) (b) Statement showing holding of Depository Receipts (DRs), where underlying shares held by 'Promoter / Promoter Group' are in excess of 1% of the total number of shares


Sr. No.	Name of the DR Holder	Type of outstanding DR	Number of	Shares underlying outstanding DRs as a
1	N.A.			
2				
	TOTAL			



(III) (a) Statement showing the voting pattern of shareholders, if more than one class of shares / securities is issued by the issuer.

Category code	Category of Shareholder	Number of Voting Rights held in each class of securities			Total Voting Rights (III+IV+V) (VI)	Total Voting Rights i.e. (VI)	
		Class X (III)	Class Y (IV)	Class Z (V)		As a percentage of (VII)	As a percentage of (A+B+C) (VIII)
(A)	Shareholding of Promoter and Promoter Group		NA	NA			
(1)	Indian						
(a)	Individuals / Hindu Undivided Family	148118			148118	0.37	0.37
(b)	Central Government / State Governments(s)	0			0	0.00	0.00
(c)	Bodies Corporate	18603272			18603272	46.15	46.15
(d)	Financial Institutions / Banks	0			0	0.00	0.00
(e)	Any Other (specify)	0			0	0.00	0.00
	Sub-Total (A) (1)	18751390	0	0	18751390	46.52	46.52
(2)	Foreign		NA	NA			
(a)	Individuals (Non-Resident Individuals / Foreign	0			0	0.00	0.00
(b)	Bodies Corporate	1782348			1782348	4.42	4.42
(c)	Institutions	0			0	0.00	0.00
(d)	Qualified Foreign Investor	0			0	0.00	0.00
(e)	Any Other (specify)	0			0	0.00	0.00
	Sub-Total (A) (2)	1782348	0	0	1782348	4.42	4.42
	Total Shareholding of Promoter and Promoter Group (A) = (A)(1)+(A)(2)	20533738	0	0	20533738	50.94	50.94
(B)	Public Shareholding		NA	NA			
(1)	Institutions						
(a)	Mutual Funds / UTI	2254151			2254151	5.59	5.59
(b)	Financial Institutions / Banks	28312			28312	0.07	0.07
(c)	Central Government / State Governments(s)	9700			9700	0.02	0.02
(d)	Venture Capital Funds	0			0	0.00	0.00
(e)	Insurance Companies	1003200			1003200	2.49	2.49
(f)	Foreign Institutional Investors	8608909			8608909	21.36	21.36
(g)	Investors	0			0	0.00	0.00
(h)	Qualified Foreign Investor	0			0	0.00	0.00
(i)	Any Other (specify)	0			0	0.00	0.00
	Sub-Total (B) (1)	11904272	0	0	11904272	29.53	29.53
(2)	Non-Institutions		NA	NA			
(a)	Bodies Corporate	12,11,041			12,11,041	3.00	3.00
(b)	Individuals -					0.00	
i	Individual shareholders holding nominal share capital upto Rs. 1 lakh	4678981			4678981	11.61	11.61
ii	Individual shareholders holding nominal share capital in excess of Rs. 1 lakh	1043503			1043503	2.59	2.59
(c)	Qualified Foreign Investor	0			0	0.00	0.00
i	Foreign Portfolio Investor (Crop)	932667	0	0	932667	2.31	2.31
(d)	Any Other (specify)	0			0	0.00	0.00
i	Trusts	3855			3855	0.01	0.01
ii	Directors & their relatives	3000			3000	0.01	0.01
iii	Foreign Company	37			37	0.00	0.00
	Sub-total (B) (2)	7873084	0	0	7873084	19.53	19.53
	Total Public Shareholding (B) = (B)(1)+(B)(2)	19777356	0	0	19777356	49.06	49.06
	TOTAL (A)+(B)	40311094	0	0	40311094	100.00	100.00

[Handwritten Signature]



(C)	Shares held by Custodians and against which Depository Receipts have been issued		NA	NA	0	0.00	0.00
GRAND TOTAL (A)+(B)+(C)		40311094	0	0	40311094	100.00	100.00

[Handwritten Signature]



[Handwritten Signature]