

July 10, 2014

National Stock Exchange of India Limited
Exchange Plaza,
Bandra Kurla Complex,
Bandra (East),
Mumbai 400 051

BSE Limited
Phiroze Jeejeebhoy Towers,
Dalal Street,
Mumbai 400 001

Sub: Shareholding Pattern for the quarter ended June 30, 2014.


Dear Sir,

Pursuant to the Clause 35 of the Listing Agreement entered into with the Stock Exchanges, please find enclosed herewith the shareholding pattern for the quarter ended June 30, 2014.

Kindly acknowledge receipt.

Thanking you,

Yours faithfully,
For CEAT Limited



H. N. Singh Rajpoot
Company Secretary
Encl: As above

CIN NO.: L25100MH1958PLC011041

CEAT Limited, RPG House, 463, Dr. Annie Besant Road Worli, Mumbai 400030.
T + 91 22 24930621 (B) 24938933 (F) www.ceat.in


CLAUSE 35 OF EQUITY LISTING AGREEMENT

(I) (a) Statement showing Shareholding Pattern

Name of the Company:	CEAT LIMITED
Scrip Code, Name of the scrip, class of security:	500878
As on	30th June, 2014

Partly paid-up shares:-	No. of partly paid-up shares	As a % of total no. of partly paid-up shares	As a % of total no. of shares of the company
Held by Promoter / Promoters Group			
Held by public			
Total			
Outstanding convertible securities:-	No. of outstanding securities	As a % of total No. of outstanding convertible securities	As a % of total no. of shares of the company, assuming full conversion of the convertible securities
Held by Promoter / Promoters Group			
Held by public			
Total			
Warrants:-	No. of warrants	As a % of total no. of warrants	As a % of total no. of shares of the company, assuming full conversion of warrants
Held by Promoter / Promoters Group			
Held by public			
Total			
Total paid-up capital of the company assuming full conversion of warrants and convertible securities			

Category code	Category of Shareholder	Number of shareholders	Total number of shares	Number of shares held in dematerialised form	Total Shareholding as a percentage of total number of shares		Shares pledged or otherwise encumbered	
(I)	(II)	(III)	(IV)	(V)	As a percentage of (A+B) (VI)	As a percentage of (A+B+C) (VII)	Number of shares (VIII)	As a percentage (VIII)/(IV)*100 (IX)
(A)	Shareholding of Promoter and Promoter Group							
(1)	Indian							
(a)	Individuals / Hindu Undivided Family	5	1,48,118	1,48,118	0.41	0.41	0	0.00
(b)	Central Government / State Governments(s)	0	0	0	0.00	0.00		
(c)	Bodies Corporate	8	1,86,03,272	1,86,03,272	51.74	51.74		
(d)	Financial Institutions / Banks	0	0	0	0.00	0.00		
(e)	Any Other	0	0	0	0.00	0.00		
	Sub-Total (A) (1)	13	18751390	18751390	52.15	52.15	0	0.00
(2)	Foreign							
(a)	Individuals (Non-Resident Individuals / Foreign Individuals)	0	0	0	0.00	0.00		
(b)	Bodies Corporate	1	1782348	0	4.96	4.96	0	
(c)	Institutions	0	0	0	0.00	0.00		
(d)	Qualified Foreign Investor	0	0	0	0.00	0.00		
(e)	Any Other (specify)	0	0	0	0.00	0.00		
	Sub-Total (A) (2)	1	1782348	0	4.96	4.96	0	0
	Total Shareholding of Promoter and Promoter Group (A) = (A)(1)+(A)(2)	14	20533738	18751390	57.11	57.11	0	0.00
(B)	Public Shareholding						N.A.	N.A.
(1)	Institutions							
(a)	Mutual Funds / UTI	22	14,22,059	14,09,509	3.96	3.96	-	-
(b)	Financial Institutions / Banks	47	14,462	9,349	0.04	0.04	-	-
(c)	Central Government / State Governments(s)	2	9,700	0	0.03	0.03	-	-
(d)	Venture Capital Funds	0	0	0	0.00	0.00	-	-
(e)	Insurance Companies	3	8,10,986	8,10,911	2.26	2.26	-	-
(f)	Foreign Institutional Investors	59	42,27,703	42,20,093	11.76	11.76	-	-
(g)	Foreign Venture Capital Investors	0	0	0	0.00	0.00	-	-
(h)	Qualified Foreign Investor	0	0	0	0.00	0.00	-	-
(i)	Any Other	0	0	0	0.00	0.00	-	-
	Sub-Total (B) (1)	133	6484910	6449862	18.04	18.04	N.A.	N.A.
(2)	Non-Institutions							
(a)	Bodies Corporate	1,024	25,91,624	25,69,630	7.21	7.21	-	-
(b)	Individuals -							
i	Individual shareholders holding nominal share capital upto Rs. 1 lakh	53,218	45,28,124	37,93,249	12.59	12.59	-	-
ii	Individual shareholders holding nominal share capital in excess of Rs. 1 lakh	46	16,59,755	16,59,755	4.62	4.62	-	-
(c)	Qualified Foreign Investor	0	0	0	0.00	0.00	-	-
(d)	Any Other							
i	Trusts	5	3,604	3,604	0.01	0.01	-	-
ii	Unclaimed Securities Suspense Account	1	1,40,918	1,40,918	0.39	0.39	-	-
iii	Directors & Relatives	2	13,000	13,000	0.04	0.04	-	-
iv	Foreign Company	1	37	0	0.00	0.00	-	-
	Sub-total (B) (2)	54297	8937062	8180156	24.86	24.86	-	-
	Total Public Shareholding (B) = (B)(1)+(B)(2)	54430	15421972	14630018	42.89	42.89	N.A.	N.A.
	TOTAL (A)+(B)	54444	35955710	33381408	100.00	100.00	N.A.	N.A.
(C)	Shares held by Custodians and against which Depository Receipts have been issued	0	0	0	0.00	0.00		
(1)	Promoter and Promoter Group							
(2)	Public							
	GRAND TOTAL (A)+(B)+(C)	54444	35955710	33381408	100.00	100.00	N.A.	N.A.



(I)(b) Statement showing holding of securities (including shares, warrants, convertible securities) of persons belonging to the category "Promoter and Promoter Group"

Name of the Company : CEAT LIMITED
Scrip Code : 500878
As on : 30th June,2014

Sr. No.	Name of the shareholder	Details of Shares held		Encumbered shares (*)			Details of Shares held		Details of convertible securities		Total shares (including underlying shares assuming full conversion of warrants and convertible securities) as a % of diluted share capital
		Number	As a % of grand total (A)+(B)+(C)	No.	As a percentage (VI) = (V) / (III)* 100	As a % of grand total (A) + (B) + (C) of sub-clause (I)(a)	Number of warrants held	As a % total number of warrants of the same class	Number of convertible securities held	As a % total number of convertible securities of the same class	
(I)	(II)	(III)	(IV)	(V)		(VII)	(VIII)	(IX)	(X)	(XI)	(XII)
1	ANANT VARDHAN GOENKA	14,185	0.04		NIL		-	-	-	-	0.04
2	CHATTARPATI INVESTMENTS LIMITED	2,75,876	0.77		NIL		-	-	-	-	0.77
3	HARSH VARDHAN GOENKA	1	0.00		NIL		-	-	-	-	0.00
4	HARSH VARDHAN GOENKA	10,133	0.03		NIL		-	-	-	-	0.03
5	HARSH VARDHAN GOENKA	3,799	0.01		NIL		-	-	-	-	0.01
6	HARSHVARDHAN GOENKA	1,20,000	0.33		NIL		-	-	-	-	0.33
7	INSTANT HOLDINGS LIMITED	48,26,467	13.42		NIL		-	-	-	-	13.42
8	INSTANT HOLDINGS LIMITED	25,28,602	7.03		NIL		-	-	-	-	7.03
9	INSTANT HOLDINGS LIMITED	41,55,743	11.56		NIL		-	-	-	-	11.56
10	SOCIETE CEAT D INVESTISSEMENTEN ASIE S A	17,82,348	4.96		NIL		-	-	-	-	4.96
11	STEL HOLDINGS LIMITED	13,72,835	3.82		NIL		-	-	-	-	3.82
12	SUMMIT SECURITIES LIMITED	9,59,125	2.67		NIL		-	-	-	-	2.67
13	SWALLOW ASSOCIATES LIMITED**	59,524	0.17		NIL		-	-	-	-	0.17
14	SWALLOW ASSOCIATES LLP	44,25,100	12.31		NIL		-	-	-	-	12.31
	TOTAL	20533738	57.11		NIL		-	-	-	-	57.11

(*) The term "encumbrance" has the same meaning as assigned to it in regulation 28(3) of the SAST Regulations, 2011

(**) Swallow Associates Limited has been converted into Limited Liability Partnership w.e.f. October, 31, 2012 and now known as Swallow Associates LLP.

(I)(c) Statement showing holding of securities (including shares, warrants, convertible securities) of persons belonging to the category "Public" and holding more than 1% of the total number of shares

Sr. No.	Name of the shareholder	Number of shares held	Shares as a percentage of total number of shares {i.e., Grand Total (A)+(B)+(C) indicated in Statement at para (I)(a) above}	Details of warrants		Details of convertible		Total shares (including underlying shares assuming full conversion of warrants and convertible securities) as a % of diluted share capital
				Number of warrants held	As a % total number of warrants of the same class	Number of convertible securities held	% w.r.t total number of convertible securities of the same class	
1	BENGAL FINANCE & INVESTMENT PVT. LTD	7,52,000	2.09					2.09
2	GENERAL INSURANCE CORPORATION OF INDIA	3,95,038	1.10					1.10
3	MANULIFE GLOBAL FUND ASIAN SMALL CAP EQUITY FUND	4,46,895	1.24					1.24
4	MORGAN STANLEY ASIA (SINGAPORE) PTE.	4,19,643	1.17					1.17
5	RELIAANCE CAPITAL TRUSTEE CO. LTD-A/C RELIANCESMALL CAP FUND	4,56,467	1.27					1.27
6	THE NEW INDIA ASSURANCE COMPANY LIMITED	4,15,873	1.16					1.16
7	UTI-MID CAP FUND	5,14,966	1.43					1.43
	TOTAL	34,00,882	9.46	-	-	-	-	9.46

(I)(c) Statement showing holding of securities (including shares, warrants, convertible securities) of persons (together with PAC) belonging to the category "Public" and holding more than 5% of the total number of shares of the company

Sr. No.	Name(s) of the shareholder(s) and the Persons Acting in Concert (PAC) with them	Number of shares	Shares as a percentage of total number of shares {i.e., Grand Total (A)+(B)+(C) indicated in Statement at para (I)(a) above}	Details of warrants		Details of convertible		Total shares (including underlying shares assuming full conversion of warrants and convertible securities) as a % of diluted share capital
				Number of warrants	As a % total number of warrants of the same class	Number of convertible securities held	% w.r.t total number of convertible securities of the same class	
1	N.A.							
	TOTAL							



(I) (d) Statement showing details of locked-in-shares

Sr. No.	Name of the Shareholder	Number of locked-in shares	Locked-in shares as a (%) percentage of total number of shares {i.e., Grand Total (A)+(B)+(C) indicated in statement at para (I)(a) above}	Promoter / Promoter Group / Public
1	INSTANT HOLDINGS LIMITED	1712176	4.76	Promoter
TOTAL		1712176	4.76	


(II) (a) Statement showing details of Depository Receipts (DRs)

Sr. No.	Type of outstanding DR (ADRs, GDRs, SDRs, etc.)	Number of outstanding DRs	Number of Shares underlying outstanding DRs	Shares underlying outstanding DRs as a percentage of total number of shares {i.e., Grand Total (A)+(B)+(C) indicated in statement at para (I)(a) above}
1	N.A.			
TOTAL				

(II) (b) Statement showing holding of Depository Receipts (DRs), where underlying shares held by 'Promoter / Promoter Group' are in excess of 1% of the total number of

Sr. No.	Name of the DR Holder	Type of outstanding DR (ADRs, GDRs, SDRs, etc.)	Number of Shares underlying outstanding DRs	Shares underlying outstanding DRs as a percentage of total number of shares {i.e., Grand Total (A)+(B)+(C) indicated in statement at para (I)(a) above}
1	N.A.			
TOTAL				

[Signature]
10/7/2014



(III) (a) Statement showing the voting pattern of shareholders, if more than one class of shares / securities is issued by the issuer.

Category y code (I)	Category of Shareholder (II)	Number of Voting Rights held in each class of securities			Total Voting Rights (III+IV+V) (VI)	Total Voting Rights i.e. (VI)	
		Class X (III)	Class Y (IV)	Class Z (V)		As a percentag e of (VII)	As a percentage of (A+B+C) (VIII)
(A)	Shareholding of Promoter and Promoter Group		NA	NA			
(1)	Indian						
(a)	Individuals / Hindu Undivided Family	148118			148118	0.41	0.41
(b)	Central Government / State Governments(s)	0			0	0.00	0.00
(c)	Bodies Corporate	18603272			18603272	51.94	51.94
(d)	Financial Institutions / Banks	0			0	0.00	0.00
(e)	Any Other (specify)	0			0	0.00	0.00
	Sub-Total (A) (1)	18751390	0	0	18751390	52.35	52.35
(2)	Foreign		NA	NA			
(a)	Individuals (Non-Resident Individuals / Foreign	0			0	0.00	0.00
(b)	Bodies Corporate	1782348			1782348	4.98	4.98
(c)	Institutions	0			0	0.00	0.00
(d)	Qualified Foreign Investor	0			0	0.00	0.00
(e)	Any Other (specify)	0			0	0.00	0.00
	Sub-Total (A) (2)	1782348	0	0	1782348	4.98	4.98
	Total Shareholding of Promoter and Promoter Group (A) = (A)(1)+(A)(2)	20533738	0	0	20533738	57.33	57.33
(B)	Public Shareholding		NA	NA			
(1)	Institutions						
(a)	Mutual Funds / UTI	1422059			1422059	3.97	3.97
(b)	Financial Institutions / Banks	14462			14462	0.04	0.04
(c)	Central Government / State Governments(s)	9700			9700	0.03	0.03
(d)	Venture Capital Funds	0			0	0.00	0.00
(e)	Insurance Companies	810986			810986	2.26	2.26
(f)	Foreign Institutional Investors	4227703			4227703	11.81	11.81
(g)	Foreign Venture Capital	0			0	0.00	0.00
(h)	Qualified Foreign Investor	0			0	0.00	0.00
(i)	Any Other (specify)	0			0	0.00	0.00
	Sub-Total (B) (1)	6484910	0	0	6484910	18.11	18.11
(2)	Non-Institutions		NA	NA			
(a)	Bodies Corporate	2591624			2591624	7.24	7.24
(b)	Individuals -						
i	Individual shareholders holding nominal share capital upto Rs. 1 lakh	4528124			4528124	12.64	12.64
ii	Individual shareholders holding nominal share capital in excess of Rs. 1 lakh	1659755			1659755	4.63	4.63
(c)	Qualified Foreign Investor	0			0	0.00	0.00
(d)	Any Other (specify)						
i	Trusts	3604			3604	0.01	0.01
ii	Directors & their relatives	13000			13000	0.04	0.04
iii	Foreign Company	37			37	0.00	0.00
	Sub-total (B) (2)	8796144	0	0	8796144	24.56	24.56
	Total Public Shareholding (B) = (B)(1)+(B)(2)	15281054	0	0	15281054	42.67	42.67
	TOTAL (A)+(B)	35814792	0	0	35814792	100.00	100.00
(C)	Shares held by Custodians and against which Depository Receipts have been issued		NA	NA	0	0.00	0.00
	GRAND TOTAL (A)+(B)+(C)	35814792	0	0	35814792	100.00	100.00

As 140918 shares are transferred to Unclaimed and Suspense account and do not carry voting rights as per Clause 5A of the Listing Agreement, the voting rights has been calculated on the reduced capital.

[Handwritten Signature]

