

October 10, 2014

National Stock Exchange of India Limited
Exchange Plaza,
Bandra Kurla Complex,
Bandra (East),
Mumbai 400 051

BSE Limited
Phiroze Jeejeebhoy Towers,
Dalal Street,
Mumbai 400 001

Sub: Shareholding Pattern for the quarter ended September 30, 2014.


Dear Sir,

Pursuant to the Clause 35 of the Listing Agreement entered into with the Stock Exchanges, please find enclosed herewith the shareholding pattern for the quarter ended September 30, 2014.

Kindly acknowledge receipt.

Thanking you,

Yours faithfully,
For **CEAT Limited**


H. N. Singh Rajpoot
Company Secretary
Encl: As above


CLAUSE 35 OF EQUITY LISTING AGREEMENT

(I) (a) Statement showing Shareholding Pattern

Name of the Company: CEAT LIMITED
Scrip Code, Name of the scrip, class of security: 500878
As on 30th Sept, 2014

Partly paid-up shares:-	No. of partly paid-up shares	As a % of total no. of partly paid-up shares	As a % of total no. of shares of the company
Held by Promoter / Promoters Group			
Held by public			
Total			
Outstanding convertible securities:-	No. of outstanding securities	As a % of total No. of outstanding convertible securities	As a % of total no. of shares of the company, assuming full conversion of the convertible securities
Held by Promoter / Promoters Group			
Held by public			
Total			
Warrants:-	No. of warrants	As a % of total no. of warrants	As a % of total no. of shares of the company, assuming full conversion of warrants
Held by Promoter / Promoters Group			
Held by public			
Total			
Total paid-up capital of the company assuming full conversion of warrants and convertible securities			

Category code	Category of Shareholder	Number of shareholders	Total number of shares	Number of shares held in dematerialised form	Total Shareholding as a percentage of total number of shares		Shares pledged or otherwise encumbered	
(I)	(II)	(III)	(IV)	(V)	As a percentage of (A+B) (VI)	As a percentage of (A+B+C) (VII)	Number of shares (VIII)	As a percentage (VIII)/(IV)*100
(A)	Shareholding of Promoter and Promoter Group							
(1)	Indian							
(a)	Individuals / Hindu Undivided Family	5	1,48,118	1,48,118	0.41	0.41	0	0.00
(b)	Central Government / State Governments(s)	0	0	0	0.00	0.00		
(c)	Bodies Corporate	8	1,86,03,272	1,86,03,272	51.74	51.74		
(d)	Financial Institutions / Banks	0	0	0	0.00	0.00		
(e)	Any Other	0	0	0	0.00	0.00		
	Sub-Total (A) (1)	13	18751390	18751390	52.15	52.15	0	0.00
(2)	Foreign							
(a)	Individuals (Non-Resident Individuals / Foreign Individuals)	0	0	0	0.00	0.00		
(b)	Bodies Corporate	1	1782348	0	4.96	4.96	0	
(c)	Institutions	0	0	0	0.00	0.00		
(d)	Qualified Foreign Investor	0	0	0	0.00	0.00		
(e)	Any Other (specify)	0	0	0	0.00	0.00		
	Sub-Total (A) (2)	1	1782348	0	4.96	4.96	0	0
	Total Shareholding of Promoter and Promoter Group (A) = (A)(1)+(A)(2)	14	20533738	18751390	57.11	57.11	0	0.00
(B)	Public Shareholding						N.A.	N.A.
(1)	Institutions							
(a)	Mutual Funds / UTI	21	15,09,415	14,96,865	4.20	4.20	-	-
(b)	Financial Institutions / Banks	48	33,438	28,325	0.09	0.09	-	-
(c)	Central Government / State Governments(s)	2	9,700	0	0.03	0.03	-	-
(d)	Venture Capital Funds	0	0	0	0.00	0.00	-	-
(e)	Insurance Companies	3	8,10,986	8,10,911	2.26	2.26	-	-
(f)	Foreign Institutional Investors	60	56,27,884	56,20,274	15.65	15.65	-	-
(g)	Foreign Venture Capital Investors	0	0	0	0.00	0.00	-	-
(h)	Qualified Foreign Investor	0	0	0	0.00	0.00	-	-
(i)	Any Other	0	0	0	0.00	0.00	-	-
	Sub-Total (B) (1)	134	7991423	7956375	22.23	22.23	N.A.	N.A.
(2)	Non-Institutions							
(a)	Bodies Corporate	1,069	15,81,086	15,59,092	4.40	4.40	-	-
(b)	Individuals -							
i	Individual shareholders holding nominal share capital upto Rs. 1 lakh	54,813	43,82,015	36,59,939	12.19	12.19	-	-
ii	Individual shareholders holding nominal share capital in excess of Rs. 1 lakh	38	13,20,150	13,20,150	3.67	3.67	-	-
(c)	Qualified Foreign Investor	0	0	0	0.00	0.00	-	-
(d)	Any Other							
i	Trusts	5	3,604	3,604	0.01	0.01	-	-
ii	Unclaimed Securities Suspense Account	2	1,40,657	1,40,582	0.39	0.39	-	-
iii	Directors & Relatives	1	3,000	3,000	0.01	0.01	-	-
iv	Foreign Company	1	37	0	0.00	0.00	-	-
	Sub-total (B) (2)	55,929	74,30,549	66,86,367	20.67	20.67	-	-
	Total Public Shareholding (B) = (B)(1)+(B)(2)	56063	15421972	14642742	42.89	42.89	N.A.	N.A.
	TOTAL (A)+(B)	56077	35955710	33394132	100.00	100.00	N.A.	N.A.
(C)	Shares held by Custodians and against which Depository Receipts have been issued	0	0	0	0.00	0.00		
(1)	Promoter and Promoter Group							
(2)	Public							
	GRAND TOTAL (A)+(B)+(C)	56077	35955710	33394132	100.00	100.00	N.A.	N.A.



(I)(b) Statement showing holding of securities (including shares, warrants, convertible securities) of persons belonging to the category "Promoter and Promoter Group"

Name of the Company : CEAT LIMITED
Scrip Code : 500878
As on : 30th Sept, 2014

Sr. No.	Name of the shareholder	Details of Shares held		Encumbered shares (*)			Details of Shares held		Details of convertible securities		Total shares (including underlying shares assuming full conversion of warrants and convertible securities) as a % of diluted share capital
		Number	As a % of grand total (A)+(B)+(C) (IV)	No.	As a percentage (VI) = (V) / (III)* 100	As a % of grand total (A) + (B) + (C) of sub-clause (I)(a) (VII)	Number of warrants held (VIII)	As a % total number of warrants of the same class (IX)	Number of convertible securities held (X)	As a % total number of convertible securities of the same class (XI)	
(I)	(II)	(III)	(IV)	(V)	(VI)	(VII)	(VIII)	(IX)	(X)	(XI)	(XII)
1	ANANT VARDHAN GOENKA	14,185	0.04		NIL		-	-	-	-	0.04
2	CHAITARPATI INVESTMENTS LIMITED	2,75,876	0.77		NIL		-	-	-	-	0.77
3	HARSH VARDHAN GOENKA	1	0.00		NIL		-	-	-	-	0.00
4	HARSH VARDHAN GOENKA	10,133	0.03		NIL		-	-	-	-	0.03
5	HARSH VARDHAN GOENKA	3,799	0.01		NIL		-	-	-	-	0.01
6	HARSH VARDHAN GOENKA	1,20,000	0.33		NIL		-	-	-	-	0.33
7	INSTANT HOLDINGS LIMITED	48,26,467	13.42		NIL		-	-	-	-	13.42
8	INSTANT HOLDINGS LIMITED	25,28,602	7.03		NIL		-	-	-	-	7.03
9	INSTANT HOLDINGS LIMITED	41,55,743	11.56		NIL		-	-	-	-	11.56
10	SOCIETE CEAT D INVESTISSEMENTEN ASIE S A	17,02,348	4.96		NIL		-	-	-	-	4.96
11	STEL HOLDINGS LIMITED	13,77,835	3.82		NIL		-	-	-	-	3.82
12	SUMMIT SECURITIES LIMITED	9,59,125	2.67		NIL		-	-	-	-	2.67
13	SWALLOW ASSOCIATES LLP	59,524	0.17		NIL		-	-	-	-	0.17
14	SWALLOW ASSOCIATES LLP	4,251,000	12.31		NIL		-	-	-	-	12.31
	TOTAL	20533738	57.11		NIL		-	-	-	-	57.11

(*) The term "encumbrance" has the same meaning as assigned to it in regulation 28(3) of the SAST Regulations, 2011


(I)(c) Statement showing holding of securities (including shares, warrants, convertible securities) of persons belonging to the category "Public" and holding more than 1% of the total number of shares

Sr. No.	Name of the shareholder	Number of shares held	Shares as a percentage of total number of shares (i.e., Grand Total (A)+(B)+(C) indicated in Statement at para (I)(a) above)	Details of warrants		Details of convertible securities		Total shares (including underlying shares assuming full conversion of warrants and convertible securities) as a % of diluted share capital
				Number of warrants held	As a % total number of warrants of the same class	Number of convertible securities held	% w.r.t total number of convertible securities of the same class	
1	KOTAK MAHINDRA (INTERNATIONAL) LIMITED	18,28,310	5.08	-	-	-	-	5.08
2	PRUSIK ASIAN SMALLER COMPANIES FUND PLC	5,70,000	1.59	-	-	-	-	1.59
3	UTI-MID CAP FUND	5,26,956	1.47	-	-	-	-	1.47
4	RELIANCE CAPITAL TRUSTEE CO. LTD-A/C RELIANCE SMALL CAP FUND	4,29,092	1.19	-	-	-	-	1.19
5	THE NEW INDIA ASSURANCE COMPANY LIMITED	4,15,873	1.16	-	-	-	-	1.16
6	GENERAL INSURANCE CORPORATION OF INDIA	3,95,038	1.10	-	-	-	-	1.10
7	DSP BLACKROCK MICRO CAP FUND	3,79,040	1.05	-	-	-	-	1.05
8	MV SCIF MAURITIUS	3,75,754	1.05	-	-	-	-	1.05
	TOTAL	49,20,078	13.68	-	-	-	-	13.68

(I)(c) Statement showing holding of securities (including shares, warrants, convertible securities) of persons (together with PAC) belonging to the category "Public" and holding more than 5% of the total number of shares of the company

Sr. No.	Name(s) of the shareholder(s) and the Persons Acting in Concert (PAC) with them	Number of shares	Shares as a percentage of total number of shares (i.e., Grand Total (A)+(B)+(C) indicated in Statement at para (I)(a) above)	Details of warrants		Details of convertible securities		Total shares (including underlying shares assuming full conversion of warrants and convertible securities) as a % of diluted share capital
				Number of warrants held	As a % total number of warrants of the same class	Number of convertible securities held	% w.r.t total number of convertible securities of the same class	
1	KOTAK MAHINDRA (INTERNATIONAL) LIMITED	18,28,310	5.08	-	-	-	-	5.08
	TOTAL	18,28,310	5.08	-	-	-	-	5.08

[Signature]



(I) (d) Statement showing details of locked-in shares



Sr. No.	Name of the Shareholder	Number of locked-in shares	Locked-in shares as a (%) percentage of total number of shares (i.e., Grand Total (A)+(B)+(C) indicated in statement at para (I)(a) above)	Promoter / Promoter Group / Public
1	INSTANT HOLDINGS LIMITED	17,12,176	4.76	Promoter
	TOTAL	17,12,176	4.76	

(II) (a) Statement showing details of Depository Receipts (DRs)

Sr. No.	Type of outstanding DR (ADRs, GDRs, SDRs, etc.)	Number of outstanding DRs	Number of Shares underlying outstanding DRs	Shares underlying outstanding DRs as a percentage of total number of shares (i.e., Grand Total (A)+(B)+(C) indicated in statement at para (I)(a) above)
1	N.A.			
2				
	TOTAL			

(II) (b) Statement showing holding of Depository Receipts (DRs), where underlying shares held by 'Promoter / Promoter Group' are in excess of 1% of the total number of shares

Sr. No.	Name of the DR Holder	Type of outstanding DR (ADRs, GDRs, SDRs, etc.)	Number of Shares underlying outstanding DRs	Shares underlying outstanding DRs as a percentage of total number of shares (i.e., Grand Total (A)+(B)+(C) indicated in statement at para (I)(a) above)
1	N.A.			
2				
	TOTAL			

(III) (a) Statement showing the voting pattern of shareholders, if more than one class of shares / securities is issued by the issuer.

Category code (I)	Category of Shareholder (II)	Number of Voting Rights held in each class of securities			Total Voting Rights (III+IV+V) (VI)	Total Voting Rights i.e. (VI)	
		Class X (III)	Class Y (IV)	Class Z (V)		As a percentage of (VII)	As a percentage of (A+B+C) (VIII)
(A)	Shareholding of Promoter and Promoter Group Indian		NA	NA			
(a)	Individuals / Hindu Undivided Family	148118			148118	0.41	0.41
(b)	Central Government / State Governments(s)	0			0	0.00	0.00
(c)	Bodies Corporate	18603272			18603272	51.94	51.94
(d)	Financial Institutions / Banks	0			0	0.00	0.00
(e)	Any Other (specify)	0			0	0.00	0.00
	Sub-Total (A) (1)	18751390	0	0	18751390	52.35	52.35
(2)	Foreign		NA	NA			
(a)	Individuals (Non-Resident)	0			0	0.00	0.00
(b)	Individuals / Foreign Bodies Corporate	1782348			1782348	4.98	4.98
(c)	Institutions	0			0	0.00	0.00
(d)	Qualified Foreign Investor	0			0	0.00	0.00
(e)	Any Other (specify)	0			0	0.00	0.00
	Sub-Total (A) (2)	1782348	0	0	1782348	4.98	4.98
	Total Shareholding of Promoter and Promoter Group (A) = (A)(1)+(A)(2)	20533738	0	0	20533738	57.33	57.33
(B)	Public Shareholding Institutions		NA	NA			
(a)	Mutual Funds / UTI	1509415			1509415	4.21	4.21
(b)	Financial Institutions / Banks	33438			33438	0.09	0.09
(c)	Central Government / State Governments(s)	9700			9700	0.03	0.03
(d)	Venture Capital Funds	0			0	0.00	0.00
(e)	Insurance Companies	810986			810986	2.26	2.26
(f)	Foreign Institutional Investors	5627884			5627884	15.71	15.71
(g)	Foreign Venture Capital	0			0	0.00	0.00
(h)	Qualified Foreign Investor	0			0	0.00	0.00
(i)	Any Other (specify)	0			0	0.00	0.00
	Sub-Total (B) (1)	7991423	0	0	7991423	22.31	22.31
(2)	Non-Institutions		NA	NA			
(a)	Bodies Corporate	1581086			1581086	4.42	4.42
(b)	Individuals -						
i	Individual shareholders holding nominal share capital upto Rs. 1 lakh	4382015			4382015	12.24	12.24
ii	Individual shareholders holding nominal share capital in excess of Rs. 1 lakh	1320150			1320150	3.69	3.69
(c)	Qualified Foreign Investor	0			0	0.00	0.00
(d)	Any Other (specify)						
i	Trusts	3604			3604	0.01	0.01
ii	Directors & their relatives	3000			3000	0.01	0.01
iii	Foreign Company	37			37	0.00	0.00
	Sub-total (B) (2)	7289892	0	0	7289892	20.37	20.37
	Total Public Shareholding (B) = (B)(1)+(B)(2)	15281315	0	0	15281315	42.67	42.67
	TOTAL (A)+(B)	35815053	0	0	35815053	100.00	100.00
(C)	Shares held by Custodians and against which Depository Receipts have been issued		NA	NA	0	0.00	0.00
	GRAND TOTAL (A)+(B)+(C)	35815053	0	0	35815053	100.00	100.00

[Signature]

CEAT LIMITED
483, Dr. A.B. Road
WORLI, MUMBAI-400018